


Worksheets for Daily Learning Time

# FOUNDATIONS OF PRESCHOOL



ANNE & KRAIG ELLIOTT

Worksheets for Daily Learning Time

# **FOUNDATIONS** **OF PRESCHOOL**

COPYRIGHT 2022 BY KRAIG AND ANNE ELLIOTT  
ALL RIGHTS RESERVED

No part of this book may be used or reproduced in any manner whatsoever without written permission,  
except in the case of brief quotations embodied in critical articles or reviews.

Additional copies of this book may be purchased at  
[wwwFOUNDATIONSpress.com](http://wwwFOUNDATIONSpress.com).

"Therefore, whatever you desire for men to do to you, you shall also do to them;  
for this is the law and the prophets" (Matthew 7:12).

All illustrations by Kraig Elliott, [e9designs.com](http://e9designs.com).


PUBLISHED BY  
FOUNDATIONS PRESS, INC.  
P.O. BOX 191  
PERRY, MI 48872  
<https://FOUNDATIONSpress.com>

Recommended Companion Material  
Foundations of Preschool: Parent Guide,  
by Kraig and Anne Elliott

# Table of Contents

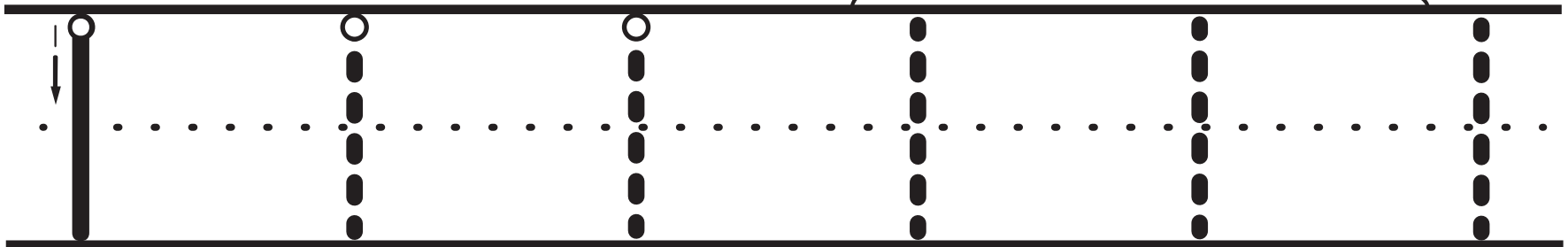

|                           |     |
|---------------------------|-----|
| Week 1 - A and 1.....     | 1   |
| Week 2 - B and 2.....     | 13  |
| Week 3 - C and 3.....     | 25  |
| Week 4 - D and 4.....     | 37  |
| Week 5 - E and 5.....     | 49  |
| Week 6 - F and 6.....     | 61  |
| Week 7 - G and 7 .....    | 73  |
| Week 8 - H and 8 .....    | 85  |
| Week 9 - I and 9.....     | 97  |
| Week 10 - J and 10 .....  | 109 |
| Week 11 - K and zero..... | 121 |
| Week 12 - L and 11 .....  | 133 |
| Week 13 - M and 12.....   | 145 |
| Week 14 - N and 13 .....  | 157 |
| Week 15 - O and 14.....   | 169 |
| Week 16 - P and 15.....   | 181 |
| Week 17 - Q and 16 .....  | 193 |
| Week 18 - R and 17.....   | 205 |
| Week 19 - S and 18.....   | 217 |
| Week 20 - T and 19 .....  | 229 |
| Week 21 - U and 20.....   | 241 |
| Week 22 - V and 30.....   | 253 |
| Week 23 - W and 40.....   | 265 |
| Week 24 - X and 50.....   | 277 |
| Week 25 - Y and 60.....   | 289 |
| Week 26 - Z and 70 .....  | 301 |

Trace the letters with your finger and say the sound. Color the apple.



Color and trace. How many apples are on the tree? How many beads are on the string?

1  
one



Color or circle the one that is different.



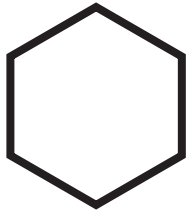








1

1

1

1

0



A

A



A

V

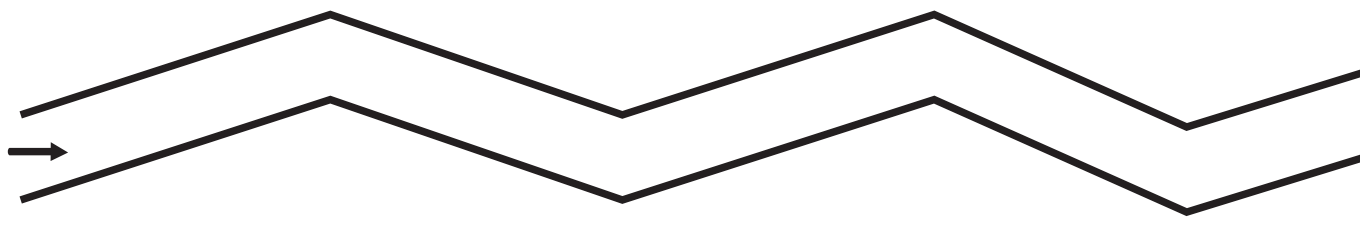
A

Follow the path from the number to the picture. Try not to cross any lines.


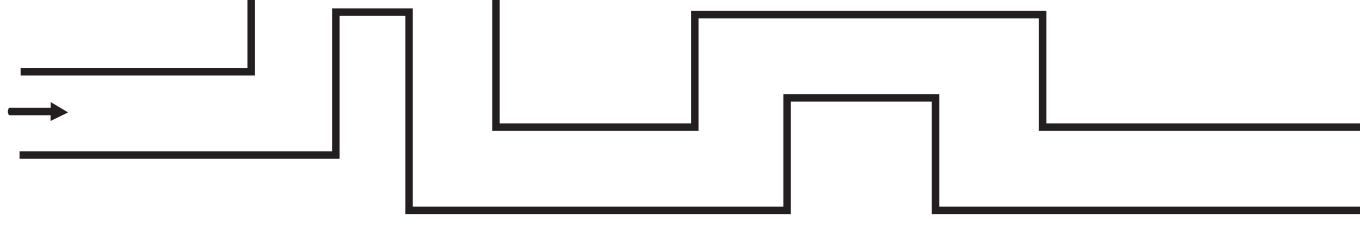
1



1



1



1






Look carefully at the letter in the box. Circle the letters that match.

|   |   |   |   |   |   |
|---|---|---|---|---|---|
| A | R | A | S | A | B |
| A | A | K | C | M | T |
| A | P | C | A | N | A |
| a | r | b | s | a | a |
| a | a | p | c | a | b |

Color only the sections that have a 1 in them.






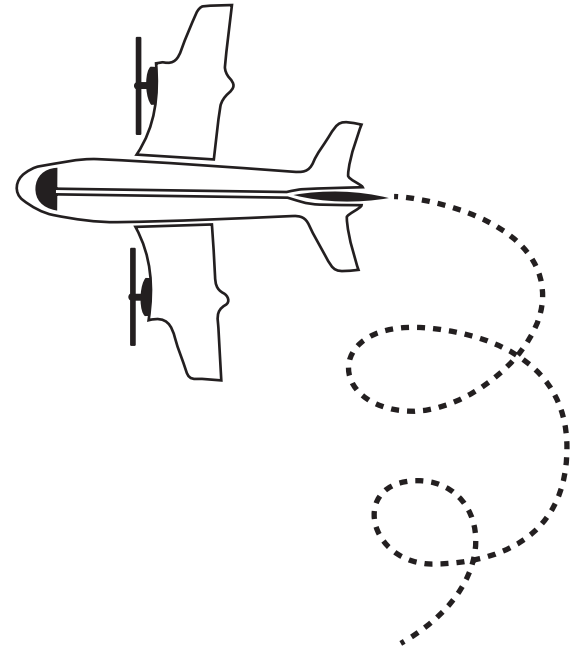


Carefully color the picture. How many barns do you see? How many trees do you see? How many horses do you see?






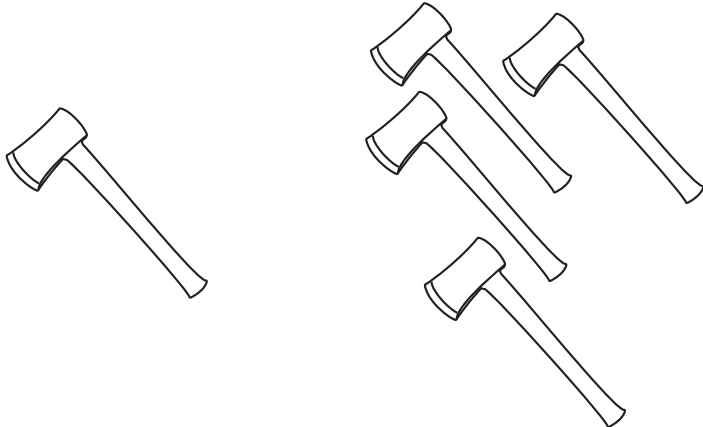
**INSTRUCTIONS FOR THE NEXT PAGE:**

1. I am thinking of something that flies in the air, way up high in the clouds. Lots of people can ride in an \_\_\_\_ (airplane). Put your finger on the airplane. Color the airplane blue.
2. I am thinking of a tool with a handle and a sharp blade. It is used to chop wood. What is it? (ax) Put your finger on the ax. Color the ax brown.
3. I am thinking of a creature Yah made that is a hard worker. It usually lives in the ground. It can carry very heavy loads. What is it? (ant) Put your finger on the ant. Color green grass under the ant.
4. I am thinking of a delicious piece of fruit. Sometimes it is red, and sometimes it is green. I like to take a big bite out of it. What is it? (apple) Put your finger on the apple. Color the apple either red or green.
5. I am thinking of something that is on a boat or ship. It is thrown overboard to stop the ship from moving and to hold it steady in a storm. Do you know what it is called? (anchor) Put your finger on the anchor. Color blue water around the anchor.
6. I am thinking of the plant that apples grow on. It has pretty flowers in the spring and many delicious apples in the fall. What is it? (apple tree) How many apples do you see on the tree? (one) Color the one apple red.
7. I am thinking of the number that tells how many apples were on the apple tree. Can you point to the number one? You may color the number one any color you like, but do it carefully.








Listen carefully and follow the instructions.




Color the number one. Circle that many.

|   |  |  |
|---|--|--|
| 1 |    | a      aa<br>aa  |
| 1 |   |  |
| 1 |  | A      A<br>A  |

Color the pictures and trace the lines. Cut on the lines.






Trace the letters with your finger and say the sound. Color the box.





Color and trace. How many bees are by the tree? Can you make more stars on the wave?

2  
two



Color or circle the one that is different.











2

2

2

5

2



B


B

A

B

B

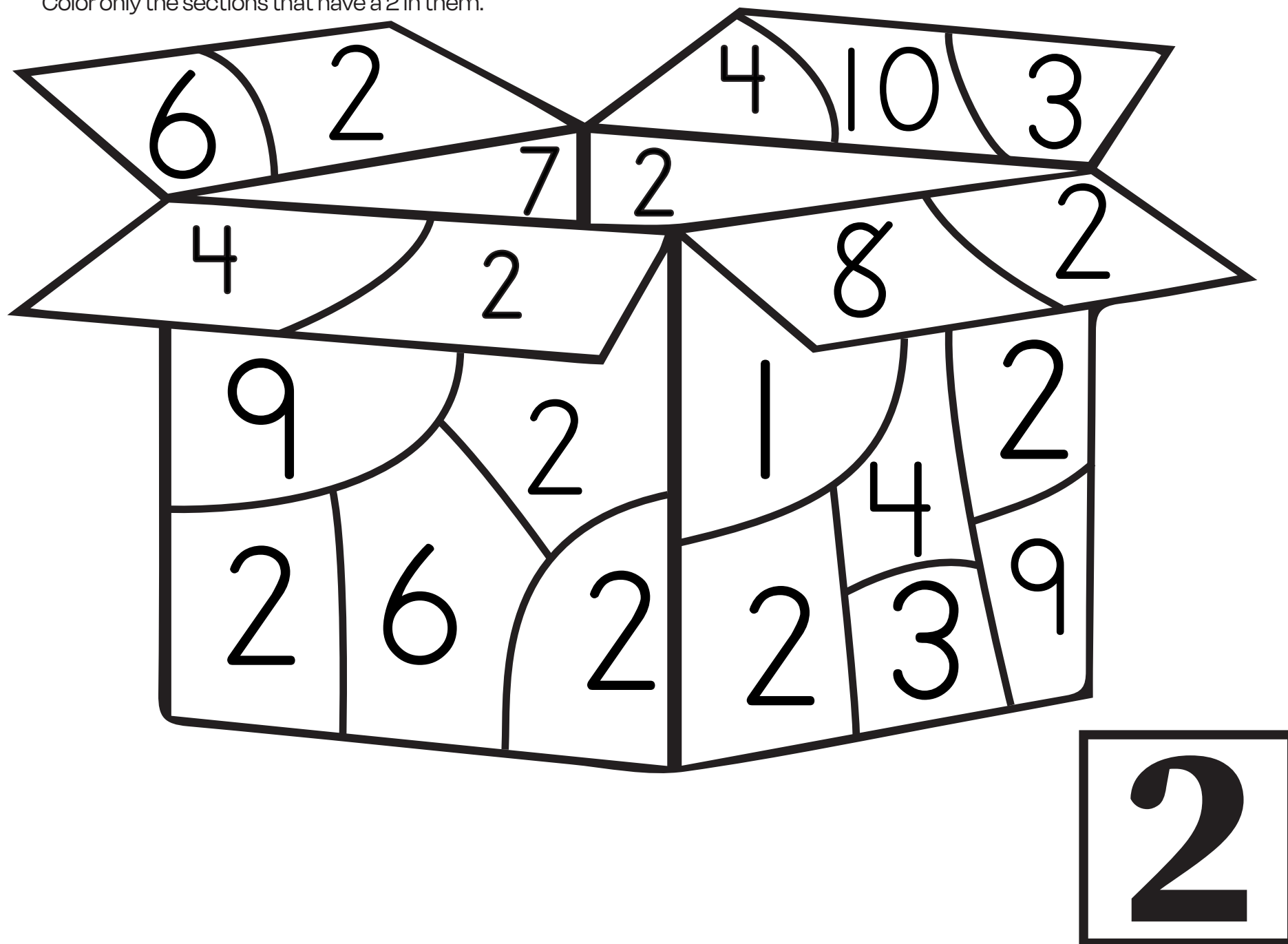
Follow the path from the number to the picture. Try not to cross any lines.




Look carefully at the letter in the box. Circle the letters that match.

|   |   |   |   |   |   |
|---|---|---|---|---|---|
| B | B | T | M | A | B |
| B | A | B | C | N | G |
| B | P | B | R | A | B |
| b | r | s | b | z | a |
| b | p | b | c | a | b |

Color only the sections that have a 2 in them.



Carefully color the picture. How many bees do you see? How many clouds do you see?


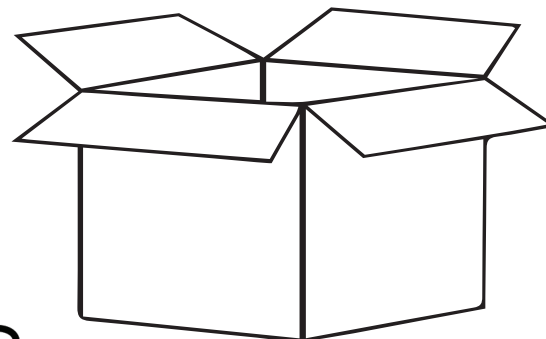


**INSTRUCTIONS FOR THE NEXT PAGE:**

1. I am thinking of something that you can roll or bounce or kick. It is fun to play with a \_\_ outside. (ball) Put your finger on the ball. Color the ball red and blue.
2. I am thinking of a container that brings packages in the mail. It is usually brown. A truck comes to your house to bring this to you. What is it? (box) Put your finger on the box. Draw something inside the box. Color the box brown.
3. I am thinking of a creature Yah made that likes to buzz around looking for sweet flowers. He takes the nectar back to his hive, where he makes honey. What is it? (bee) Put your finger on the bee. Color the bee yellow.
4. I am thinking of a building where horses live. It keeps them warm in the winter, and it keeps their food dry in the rain. What is it? (barn) How many clouds do you see above the barn? (two) Make some rain come down from the clouds.
5. I am thinking of the number that tells how many clouds were above the barn. Can you point to the number two? Draw two circles around the number two. You may color the number one any color you like, but do it carefully.


























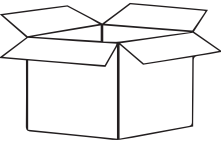
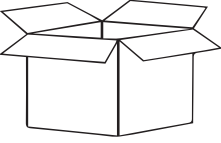
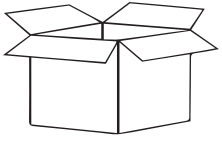

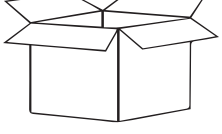
Listen carefully and follow the instructions.

2

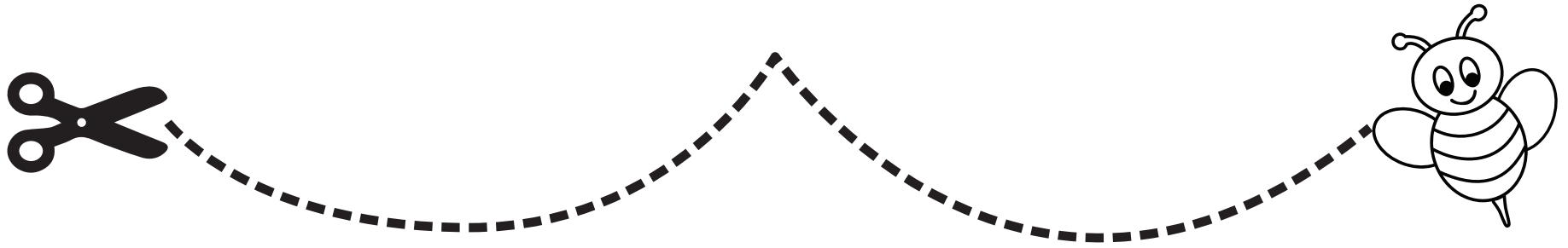





Color the number two. Circle that many.

|   |   |  |
|---|---|--|
| 2 |      |       |
| 2 |        |       |
| 2 |       |       |

Color the pictures and trace the lines. Cut on the lines.

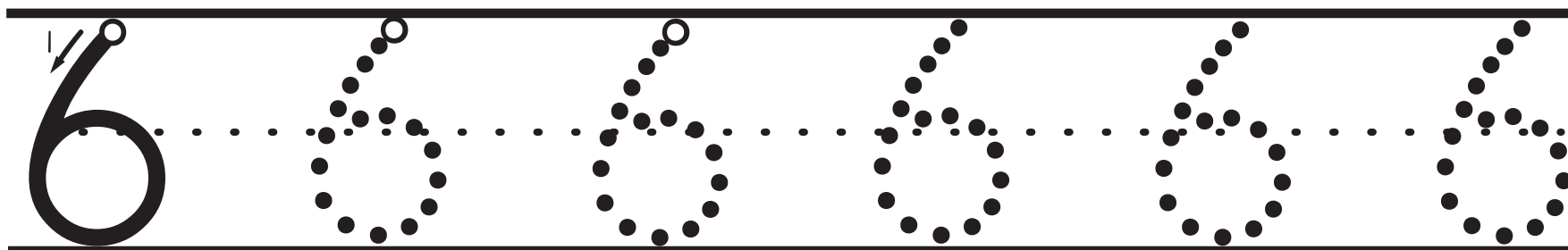



Trace the letters with your finger and say the sound. Color the fox.













Color and trace. How many fish do you see? String five more stars on the string to make 6.

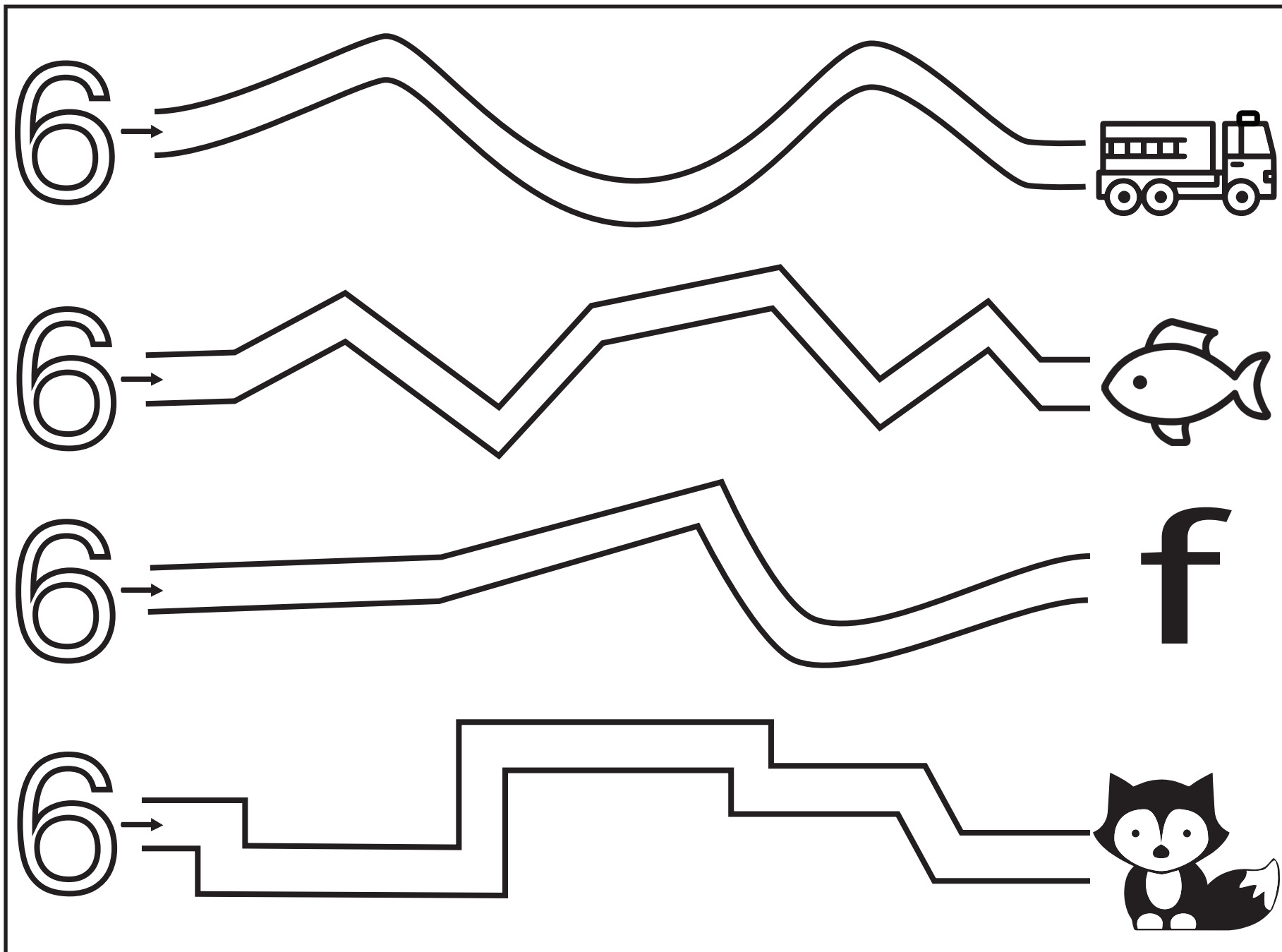
6  
six



Color or circle the one that is different.

|   |   |  |   |   |
|---|---|--|---|---|
|    |    |    |    |    |
| f   | f   | f  | b   | f   |
| 6   | 6   | 6  | 3   | 6   |
| F   | F   | F  | F   | E   |
|  |  |  |  |  |


Follow the path from the number to the picture. Try not to cross any lines.



Look carefully at the letter in the box. Circle the letters that match.


|   |   |   |   |   |   |
|---|---|---|---|---|---|
| F | F | L | E | R | F |
| F | A | P | S | F | T |
| F | G | F | A | F | B |
| f | d | f | c | f | o |
| f | f | f | c | k | n |

Color only the sections that have a 6 in them.






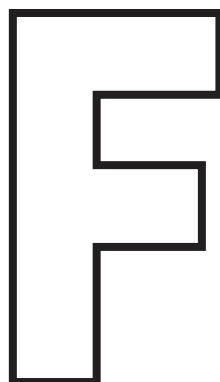

Carefully color the picture. What are the fishermen doing? What is Yeshua going to do? (John 21:1-6)


















**INSTRUCTIONS FOR THE NEXT PAGE:**

1. I am thinking of a creature Yah made that lives in the water. It swims around and does not need air to breathe. It has two fins and scales. What is it? (fish) Put your finger on the fish. Draw scales on the fish.
2. I am thinking of a boy and his father who want to catch some fish for dinner. This is called going \_\_\_ (fishing). They will only look for fish that have fins and scales to eat, because those are the clean fish Yah made for us to enjoy. Put your finger on the two people fishing. Draw a fish at the end of their fishing line.
3. I am thinking of an animal Yah made with large, triangular ears. It is called a fox. His ears help him hear mice scurrying about. Put your finger on the fox. Color the fox orange or brown.
4. I am thinking of something hot and bright. You might use it to cook some dinner or roast a marshmallow. What is it? (fire) Put your finger on the fire. Ouch! Color the fire bright colors.
5. I am thinking of something that will come to your house if there is a large fire. What is it? (fire truck) The men will bring water to put out the fire and equipment to help keep you safe. Put your finger on the fire truck. Color the fire truck red.
6. I am thinking of a letter that says /f/, like the sound at the beginning of fish, fox, or fire. Can you point to the letter F? You may color the letter F any color you like, but do it carefully.

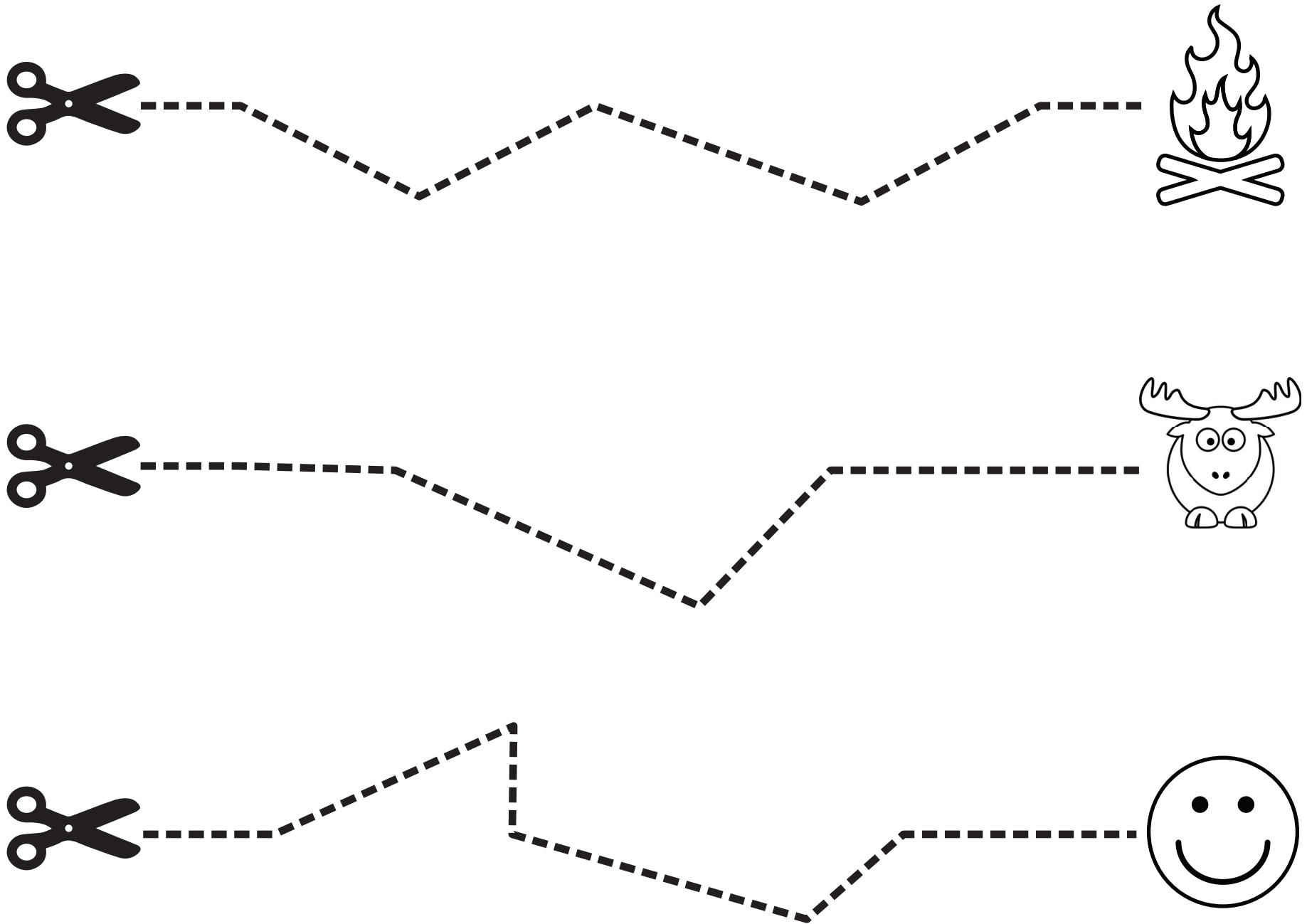
Listen carefully and follow the instructions.





Color the number six. Circle that many.

|   |  |   |
|---|--|---|
|    |      |       |
|   |     |      |
|  |   |   |

Color the pictures and trace the lines. Cut on the lines.




Trace the letters with your finger and say the sound. Color the jar.



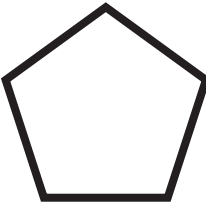














Color and trace. How many sections are on the front of the jacket? String more shapes on the string to make 10.

10  
ten




Color or circle the one that is different.

|   |   |  |   |   |
|---|---|--|---|---|
| 10  | 10  | 10   | 4   | 10  |
| j   | d   | j  | j   | j   |
|    |    |    |    |    |
|   |   |   |   |   |
|  |  |  |  |  |




Follow the path from the number to the picture. Try not to cross any lines.



10



10



10



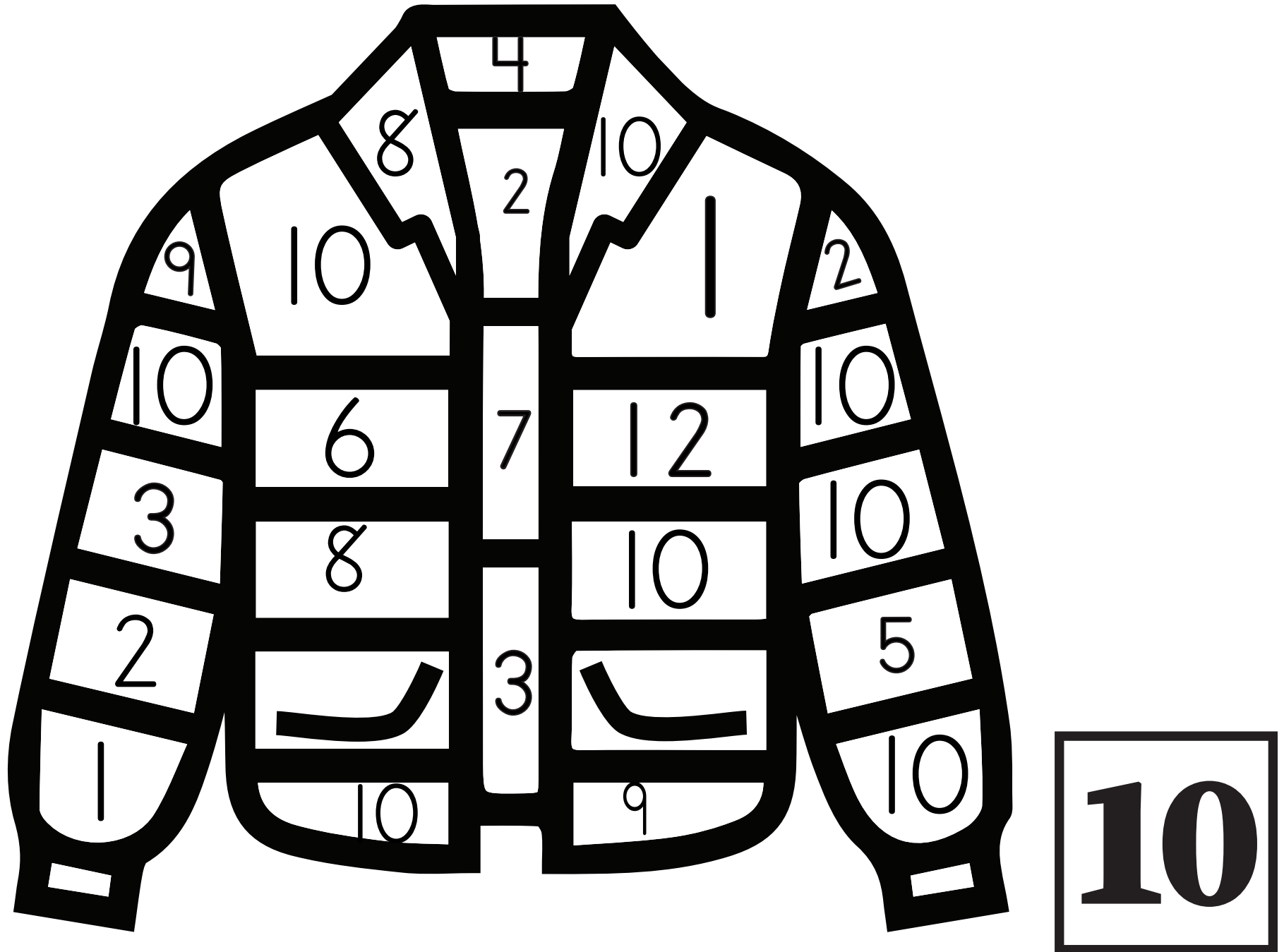
10




Look carefully at the letter in the box. Circle the letters that match.

|   |   |   |   |   |   |
|---|---|---|---|---|---|
| J | J | I | J | J | C |
| J | J | B | A | J | J |
| J | R | J | J | J | E |
| j | j | i | j | a | j |
| j | j | j | j | i | p |

Color only the sections that have a 10 in them.



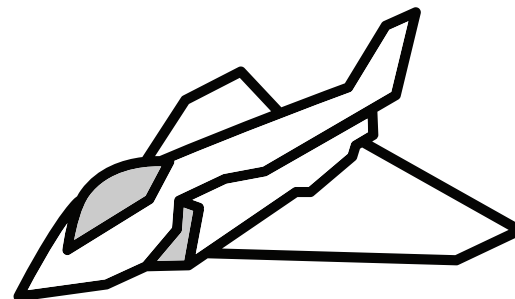

Carefully color the picture. Would you like to fly in an airplane?



**INSTRUCTIONS FOR THE NEXT PAGE:**

1. I am thinking of something made from squeezed apples. The apples are placed into a press, and a delicious drink comes out. What is it? (juice) Put your finger on the glass of juice. Color the juice light brown.
2. I am thinking of a ceramic container that holds water, oil, or juice. It could also hold sticky and sweet honey or maple syrup. What is it? (jug) Put your finger on the jug. Draw a little bit of something sweet coming out of the top of the jug.
3. I am thinking of a machine that can fly very high in the sky and can move very quickly. It can reach speeds as fast as 1600 miles per hour. What is it? (jet) Put your finger on the jet. Color the jet blue and black, and make black smoke come out behind it.
4. I am thinking of a rope that is fun to play with, because you can jump over it without ever tripping. You can jump on two feet or maybe even on one foot. What is it? (jump rope) Put your finger on the jump rope. You may color the boy with any colors you like, but do it carefully.
5. I am thinking of a letter that makes a /j/ sound, like what you can hear in the words jug, jet, jump rope, or juice. What is it? (J) Can you point to the J? Color all around the J with the color orange.







Listen carefully and follow the instructions.



J



Color the number ten. Circle that many.

|             |   |   |
|-------------|---|---|
| <h1>10</h1> |    |    |
| <h1>10</h1> |  |   |
| <h1>10</h1> |  |  |

Color the pictures and trace the lines. Cut on the lines.

